

## 2-6GHz Low Noise Amplifier



### Product Overview

AT-LNA-0408-2501X is high gain low noise amplifier with 25dB gain in the frequency of 4-8GHz. The DC power requirement is +5V/50mA. The module is with SMA connector.

AT Microwave can provide all kinds of coaxial low noise amplifiers, with frequency from 0.01-67GHz, gain from 20 to 60dB, Pout from +5 to +27dBm, and connectors from SMA to 1.85mm. If you don't find what you need, just send us email [sales@atmicrowave.com](mailto:sales@atmicrowave.com)

### Advantages

- ✓ Frequency: 4-8GHz
- ✓ Small signal gain: 25dB
- ✓ NF=1dB
- ✓ Single Power Supply

### Application

- ✓ 5G Communication
- ✓ Test Equipment
- ✓ ROF (RF Over Fiber)
- ✓ Radar System

## Key Features

Parameter	Min	Typical	Max
Frequency		4-8GHz	
Gain		25 dB	
Gain Flatness		+/-0.7dB	
NF		1dB	1.5
P1dB		+10dBm	
Psat		+13dBm	
Drain Supply		+5V	+12V
Current		50 mA	
Input Return Loss		-10dB	
Output Return Loss		-10dB	
Spec Temp		25C	





# AT-LNA-0408-2501X

4-8GHz Low Noise Amplifier

## Mechanical Information

Item	Description
Input Port	SMA Female
Output Port	SMA Female
Case Material	Copper
Finish	Gold Plated
Weight (Without Heatsink)	50g
Size:	See outline

## Absolute Maximum Ratings Table

Parameter	Value
Drain Supply	+13V
RF Input Power	+20 dBm
Operating Temperature (note)	-20 to + 70C
Storage Temperature	-65 to +150C

Note: -40 to +85C is available according to request.

### Caution:

Please pay attention to the case temperature. If case temperature exceed higher than +50C, heat sink and fan are required, or the amplifier may be damaged.

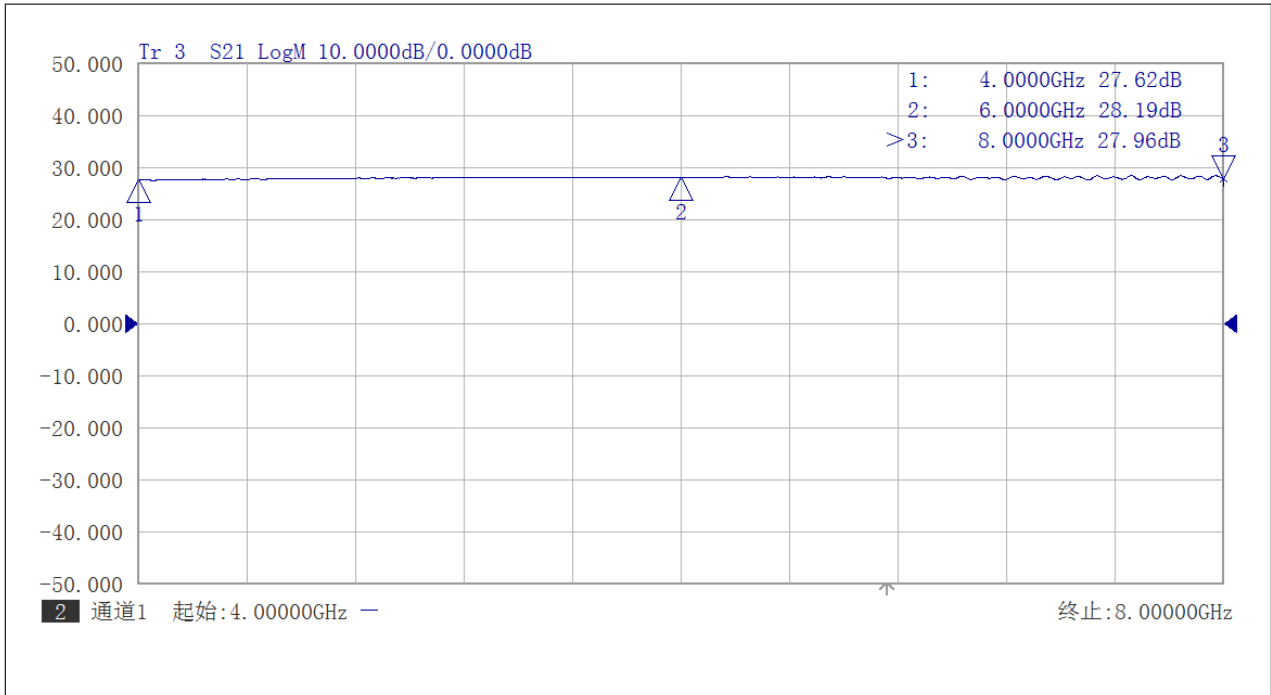
## Notes:

1. Datasheet may be changed according to update of MMIC, Raw materials , process, and so on.
2. This data is only for reference, not for guaranteed specifications.
3. Please contact AT Microwave team to make sure you have the most current data.

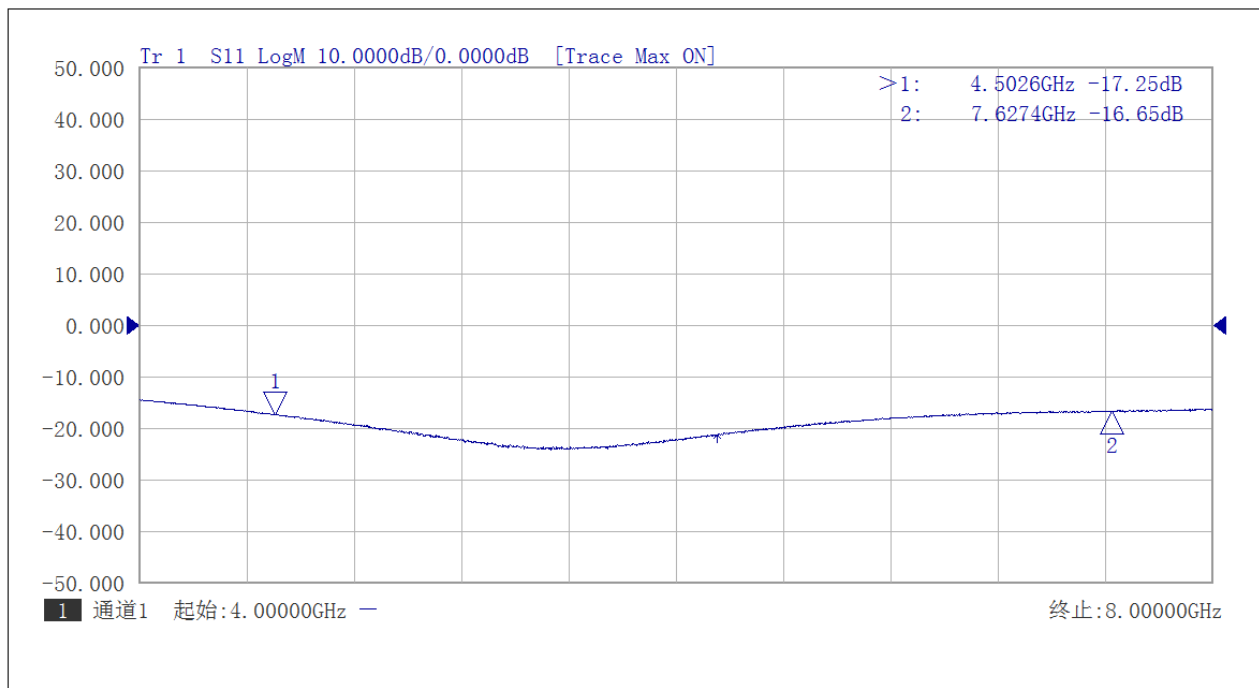


## Test Data (25C)

Please note that test curves will vary slightly from unit to unit.

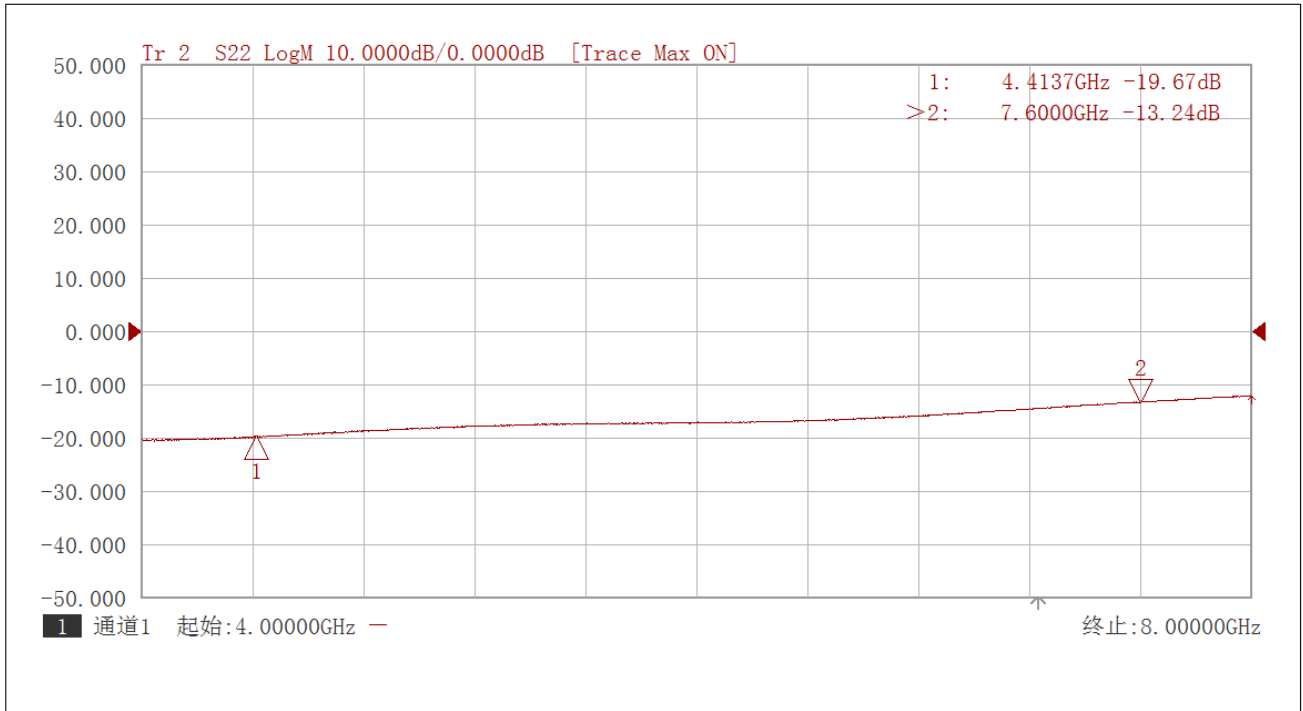


Gain vs Frequency

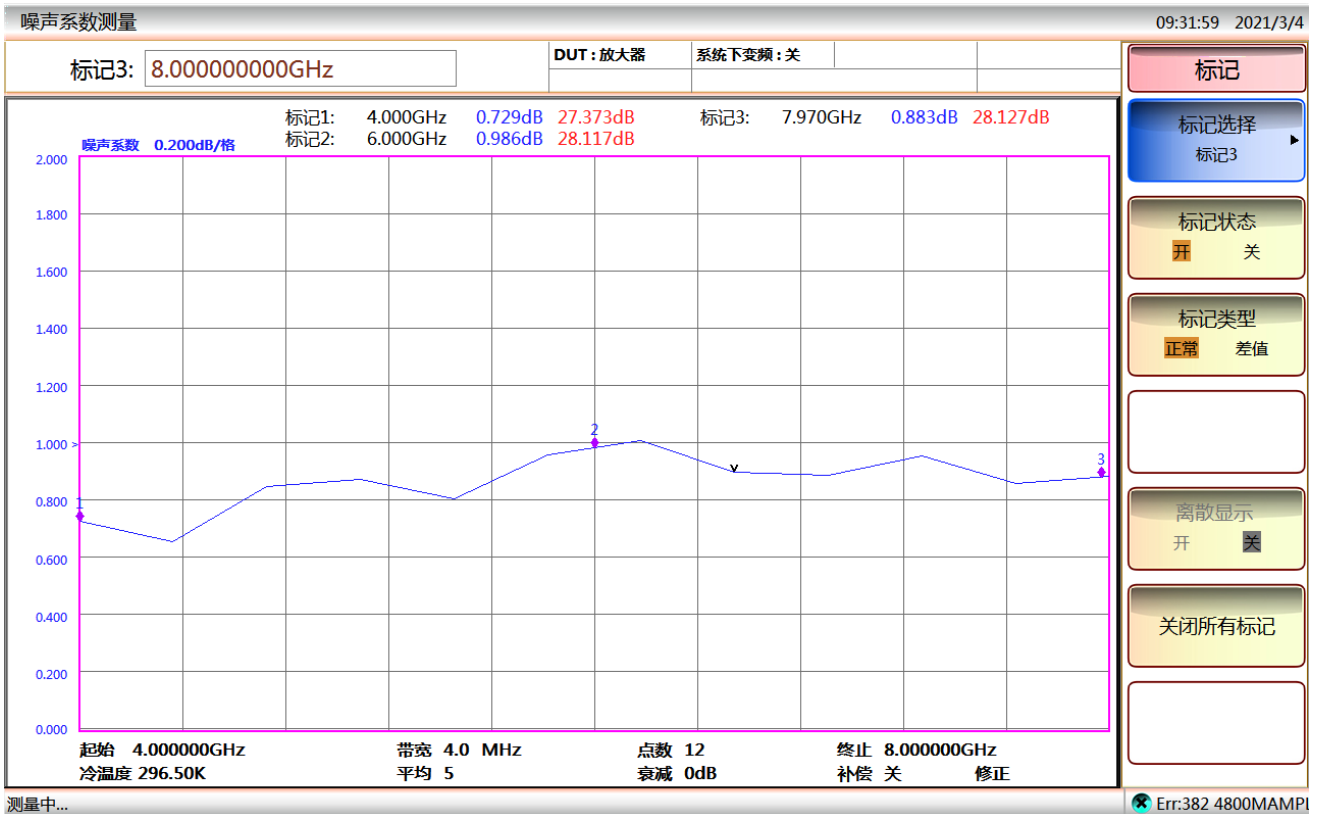


Input Return Loss vs Frequency





Output Return Loss vs Frequency



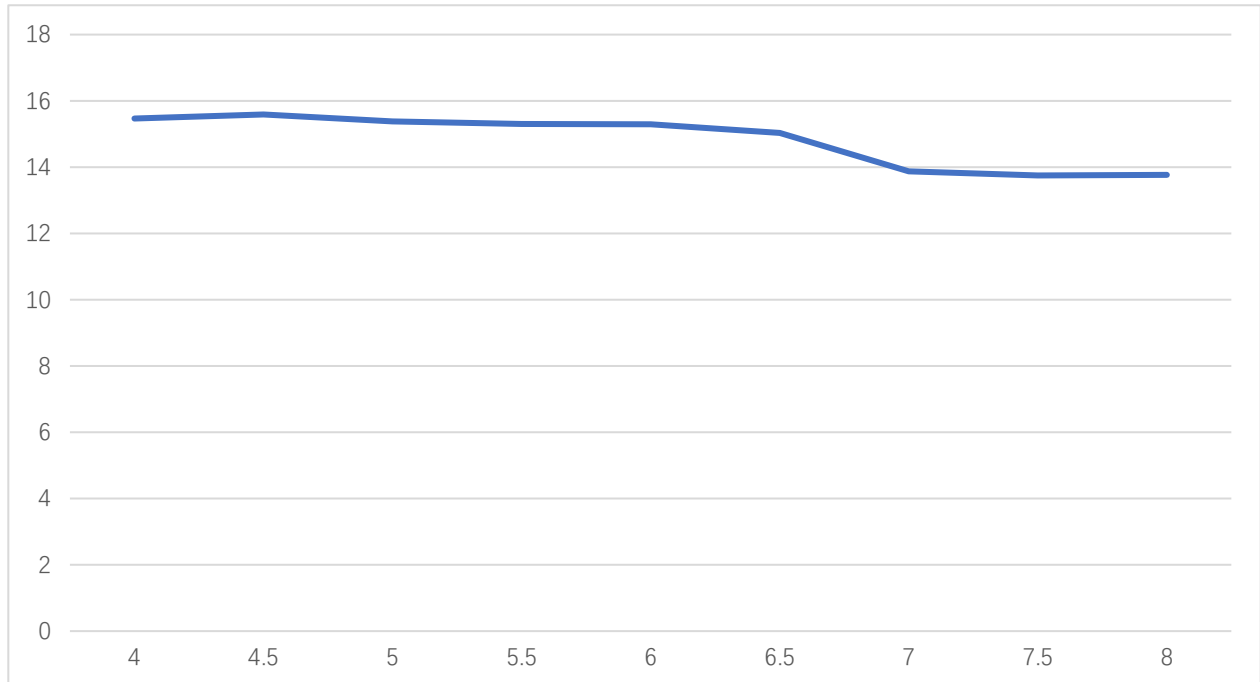
NF vs Frequency



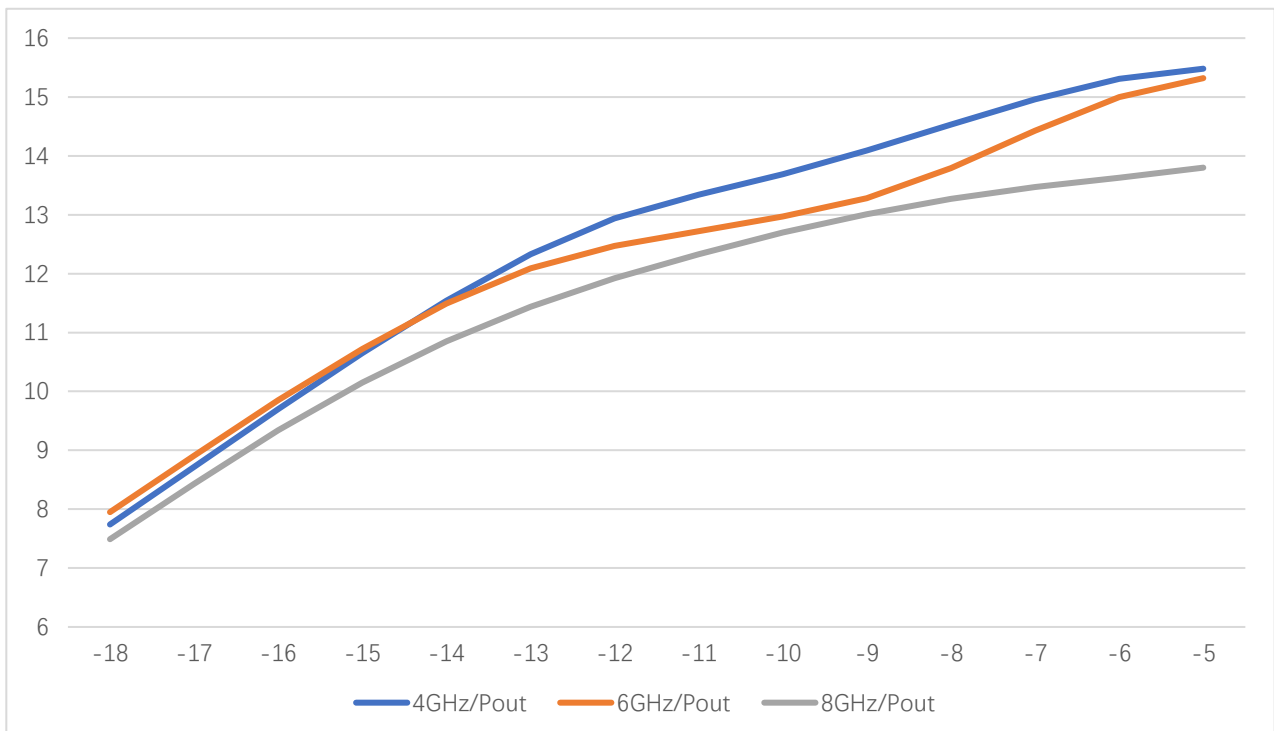


# AT-LNA-0408-2501X

4-8GHz Low Noise Amplifier



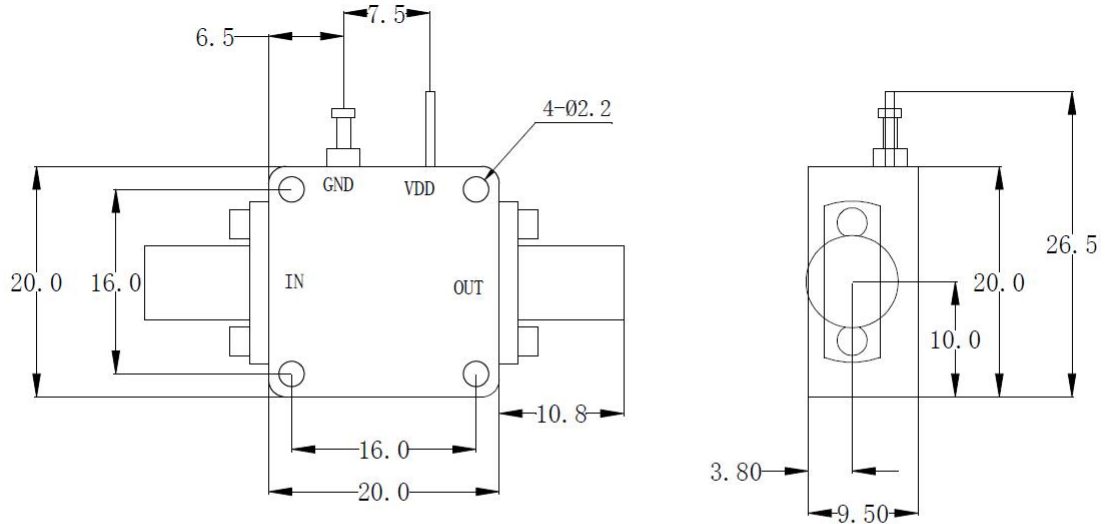
Psat vs Frequency



Pout vs Pin at 4/6/8GHz



### Dimension: (unit in mm)



	<26.5GHz	<40GHz	<50GHz	<67GHz
Connector	SMA	2.92mm	2.4mm	1.85mm
Lenth of a	9.4mm	9.5mm	10.8mm	11.3mm

Note: Female Default. Contact with us for other types.

